

Department of Administrative Services

Lead. Empower. Collaborate.

CLCP Update

Wade Damron, Risk Management Services

September 12, 2023



Claims Enterprise - Login | IRM | irm.ventivtech.com/Alpha/



Apps | Home - RMIS Risk... | PeachPass | Cost Accumulation... | GA Voicemail | ICMS - Integrated C... | Logout page | OWA | RiskConsole | NASACT | GMIS International | BLLIP | Concur Solutions | CyberRiskConnect... | SPAR | Google Maps | Reading list

State of Georgia DOAS






Dashboards

Agency - Comprehensive Loss Control | Dashboard Tools

Comprehensive Loss Control



Comprehensive Loss Control

-  Complete a Loss Control Survey
-  Visit DOAS Comprehensive Loss Control Program on the Web
-  Find CLCP Resources By Component
-  Review CLCP Publications And Forms
-  Review CLCP Training

© 2021 Ventiv Technology. All Rights Reserved. | Ventiv | IRM | Privacy Statement | Help

▪ <https://youtu.be/3VTTXKcfwSI>

CLCP – Eight Modules

24 Basic Operational Questions

- Education and Training
- Accident Prevention
- Theft
- General Liability
- Workers' Compensation
- Property
- Auto Liability and Auto Physical Damage
- Fleet

CLCP – Establishing A New Baseline

- Conduct Annual Self Assessment by Agency
Eight 30 Point Components

	<u>2020</u>	<u>2022</u>	<u>2023</u>
Completed	171	88	86
Agency Scoring	185.8	186.0	175.4
RMS Scoring	143.8	75.6	109.2

CLCP – Establishing A New Baseline

■ Self assessment Tool – Next Steps

- Develop a Risk Maturity Index for each Agency and Location based on Self-Assessment findings. **Target date 10/1/2023**

Component	No.	Component Score	Component Weight %	Three Year Weight
Ed and Train	1	30	10	3
Acc Prevention	2	30	10	3
WC	3	30	20	6
GL	4	30	25	7.5
AL and APD	5	30	15	4.5
Property	6	30	10	3
Fleet	7	30	5	1.5
Theft	8	30	5	1.5
		240	1.00	30.0

Premium Allocation	
<u>Risk Maturity Score</u>	
1	125%
2	125%
3	125%
4	125%
5	115%
6	115%
7	100%
8	100%
9	75%
10	75%

- Share Risk Maturity Index history with Office of Planning and Budget.

Target date 11/1/2023

- Develop premium development and allocation methodologies taking into consideration Agency's Risk Maturity Index historical scoring patterns. **FY2025**

Scoring Template Example

Weight		0.1		0.1		0.2		0.25		0.15		0.1		0.05		0.05	Max Score			
Component	<u>1</u>	5	<u>2</u>	5	<u>3</u>	20	<u>4</u>	5	<u>5</u>	5	<u>6</u>	20	<u>7</u>	20	<u>8</u>	20	100			
Score		3		3		6		7.5		4.5		3		1.5		1.5	30			
<u>Yr 1</u>																	<u>Raw Total</u>	<u>Raw %</u>	<u>Weighted</u>	<u>Weighted %</u>
A	10	1	10	1	10	2	10	2.5	10	1.5	10	1	10	0.5	10	0.5	80	33%	10	33%
B	10	1	10	1	25	5	10	2.5	10	1.5	30	3	30	1.5	30	1.5	155	65%	17	57%
C	20	2	20	2	20	4	20	5	20	3	20	2	20	1	20	1	160	67%	20	67%
D	15	1.5	15	1.5	15	3	15	3.75	15	2.25	15	1.5	15	0.75	15	0.75	120	50%	15	50%
E	30	3	10	1	10	2	10	2.5	10	1.5	10	1	10	0.5	10	0.5	100	42%	12	40%
<u>Yr 2</u>		0.1		0.1		0.2		0.25		0.15		0.1		0.05		0.05	<u>Raw Total</u>	<u>Raw %</u>	<u>Weighted</u>	<u>Weighted %</u>
A	20	2	20	2	20	4	20	5	20	3	20	2	20	1	20	1	160	67%	20	67%
B	10	1	10	1	25	5	10	2.5	10	1.5	30	3	30	1.5	30	1.5	155	65%	17	57%
C	20	2	20	2	20	4	20	5	20	3	20	2	20	1	20	1	160	67%	20	67%
D	15	1.5	15	1.5	15	3	15	3.75	15	2.25	15	1.5	15	0.75	15	0.75	120	50%	15	50%
E	10	1	10	1	10	2	10	2.5	10	1.5	10	1	10	0.5	10	0.5	80	33%	10	33%
<u>Yr 3</u>		0.1		0.1		0.2		0.25		0.15		0.1		0.05		0.05	<u>Raw Total</u>	<u>Raw %</u>	<u>Weighted</u>	<u>Weighted %</u>
A	30	3	30	3	30	6	30	7.5	30	4.5	30	3	30	1.5	30	1.5	240	100%	30	100%
B	10	1	10	1	25	5	10	2.5	10	1.5	30	3	30	1.5	30	1.5	155	65%	17	57%
C	20	2	20	2	20	4	20	5	20	3	20	2	20	1	20	1	160	67%	20	67%
D	15	1.5	15	1.5	15	3	15	3.75	15	2.25	15	1.5	15	0.75	15	0.75	120	50%	15	50%
E	10	1	10	1	10	2	10	2.5	10	1.5	10	1	10	0.5	10	0.5	80	33%	10	33%

Scoring Matrix – Five Agency Example

Scoring Matrix												
By Component and By Year												
Max Score 240												
Yr	<u>1</u>	<u>Raw</u>	Weight 0.15	<u>2</u>	<u>Raw</u>	Weight 0.25	<u>3</u>	<u>Raw</u>	Weight 0.6	<u>3 Year Weighted Score</u>	<u>Agency Maturity Score</u>	<u>Risk Maturity Index</u>
A	10.0	80	1.50	20.0	160	5.00	30.0	240	18.00	24.50	0.817	8.17
B	17.0	155	2.55	17.0	155	4.25	17.0	155	10.20	17.00	0.567	5.67
C	20.0	160	3.00	20.0	160	5.00	20.0	160	12.00	20.00	0.667	6.67
D	15.0	120	2.25	15.0	120	3.75	15.0	120	9.00	15.00	0.500	5.00
E	12.0	100	1.80	10.0	80	2.50	10.0	80	6.00	10.30	0.343	3.43
F	5.0	40	0.75	5.0	40	1.25	5.0	40	3.00	5.00	0.167	1.67
G	30.0	240	4.50	30.0	240	7.50	30.0	240	18.00	30.00	1.000	10.00
H	25.0	200	3.75	25.0	200	6.25	25.0	200	15.00	25.00	0.833	8.33
I	20.0	160	3.00	20.0	160	5.00	20.0	160	12.00	20.00	0.667	6.67
J	19.3	160	2.89	19.3	160	4.81	19.3	160	11.55	19.25	0.642	6.42

CLCP – Establishing A New Baseline

Ongoing Online Assessment Tool

- FY2024 – Begin Ongoing Annual Process
- Communication to Agency Directors, CFOs and RMS Coordinators week of October 2, 2023.
- Tool available within IRM on October 9, 2023.
- Due Date February 9, 2024.
- Training modules located on RMS webpage

RMS Environmental Scan

- Why does any of this Risk Management stuff matter?
 - RMS Budget – All Programs
 - FY21: \$226,000,801
 - FY22: \$377,614,601
 - FY23: \$340,339,272
 - FY24: \$247,618,449
 - Claims Counts/Severity
 - Workers' Compensation – counts down, severity down, RTW expanding
 - Auto and General Liability – counts up, severity up, legal up
 - Property – State deductible increased from \$1M per incident to \$10M
 - Solutions
 - Agency: expand your loss control efforts, including training on all entity risks.
 - RMS: change in cost allocation process using Risk Maturity Factor to influence Agency annual premiums.

RMS Hot Topics

- FY24 Insurance Premiums – Pre-bill communication from DOAS Fiscal
 - Property Insurance increase
- Property Appraisal Program - AssetWorks
 - Five year project
 - Replacement Cost appraisals for ALL State assets
- FY24 Excess Insurance Renewals
 - Alliant – Property Broker
 - Aon – Liability Broker
- Data Usage
 - IRM
 - RMIS Future State



Risk Management Services

404.656.6245

www.DOAS.ga.gov

Wade E. Damron

Wade.damron@doas.ga.gov

470-955-2302