

# Measuring Impact

HOW STATE AGENCIES USE DATA TO SHOW  
THE OUTCOMES OF COVID SPENDING

*Resultant*



FOR RENT



**DOES NOT EXIST**

**BAD AT SHARING**

**HARD TO USE**



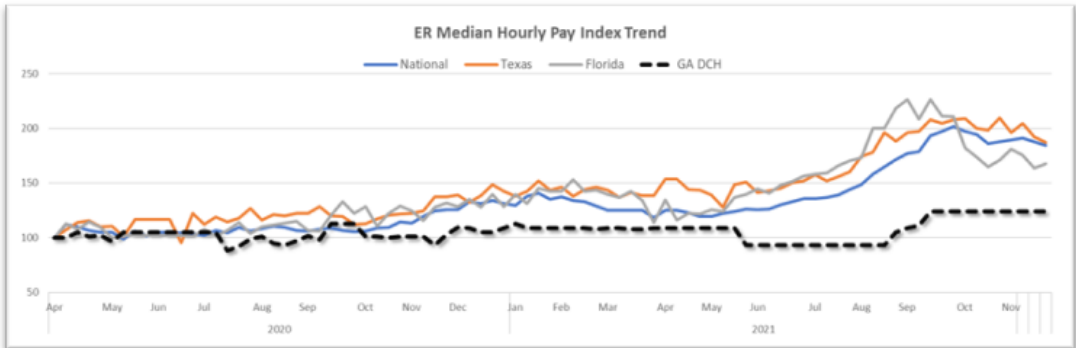
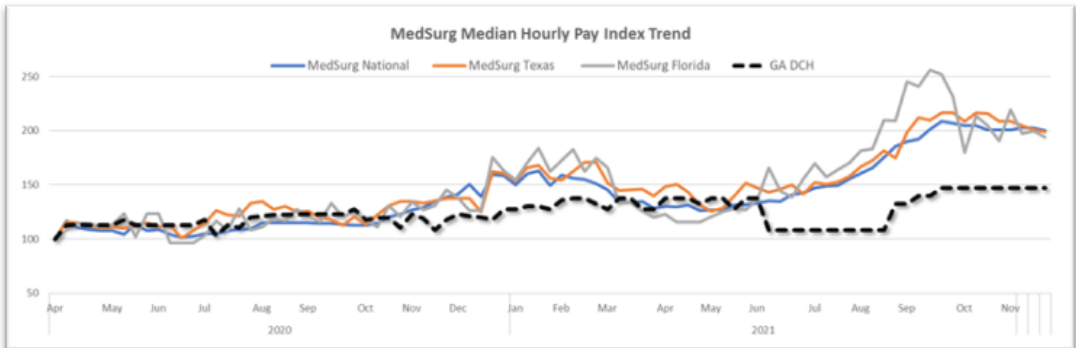
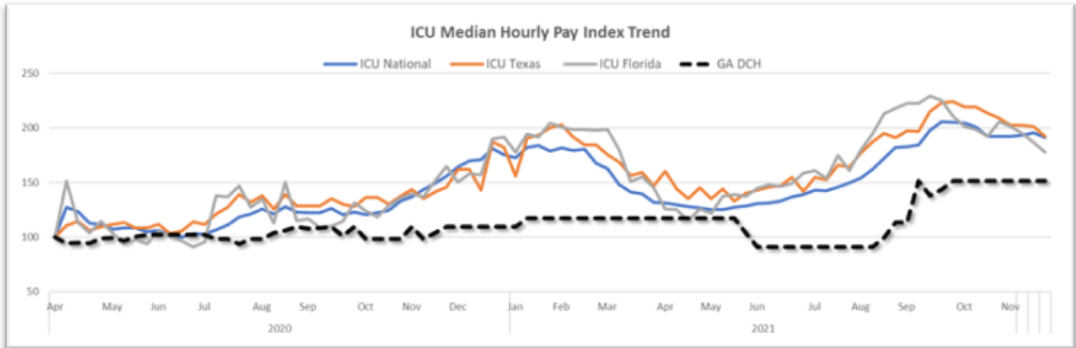


# Georgia Dept of Early Care and Learning

BRIGHT FROM THE START



# Benchmarking DCH Nursing Rates to Other Markets – Against Median



## Key Takeaways

- Significant cost containment experienced due to:
  - DCH program structure and commitment to managing cost
  - HWL’s strategic emphasis on continual assessment of market rates and advising DCH
  - Single source model, single point of data aggregation
  - HWL’s dedication to supplier engagement
- Largest impact experienced in ICU, represent 32.2% of total labor cost for State of Georgia program

April 2020 – November 2021



# Indiana Department of Education: School Corporation COVID-19 Reimbursement

Overview

Details

## School Corporation

All

## Corporation ID

All

## County

All

## Fund

All

**NOTE:** The dashboard reflects reimbursement claims processed by the Indiana Department of Education (IDOE) to date and may not reflect actual expenditures. Schools must expend funds locally prior to requesting reimbursement from IDOE.

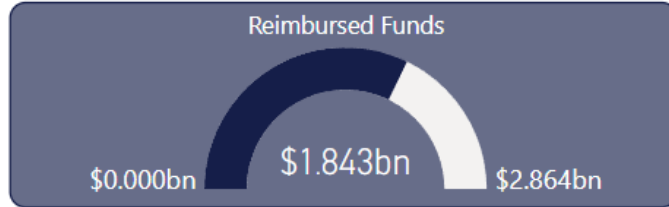
Finance Data Updated

8/28/2023

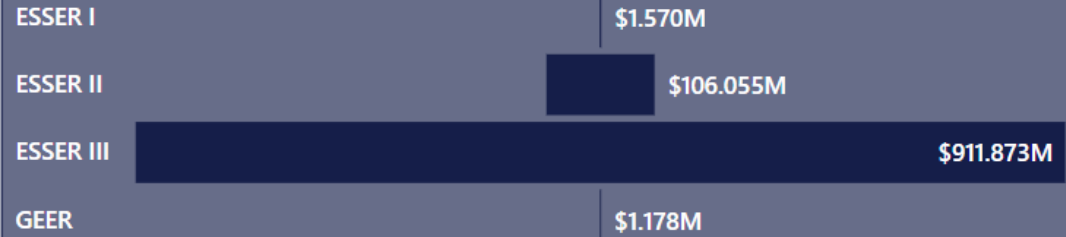
Information



Allocated **\$2.864bn** - Reimbursed **\$1.843bn** = Remaining **\$1.021bn**



## Remaining Funds



ID	Corporation	Allocation	Reimbursed	Remaining	% Remaining
0015	Adams Central Community Schools	\$9,029,714	\$8,333,043	\$696,671	7.7%
0025	North Adams Community Schools	\$3,673,898	\$3,262,385	\$411,513	11.2%
0035	South Adams Schools	\$12,019,942	\$10,075,204	\$1,944,737	16.2%
0125	MSD Southwest Allen County Schls	\$5,233,756	\$1,823,976	\$3,409,781	65.1%
0225	Northwest Allen County Schools	\$5,068,174	\$3,392,435	\$1,675,739	33.1%
0235	Fort Wayne Community Schools	\$158,391,159	\$112,374,468	\$46,016,691	29.1%
0255	East Allen County Schools	\$35,801,305	\$17,646,112	\$18,155,193	50.7%
0365	Bartholomew Con School Corp	\$21,593,782	\$13,668,734	\$7,925,048	36.7%
0370	Flat Rock-Hawcreek School Corp	\$1,160,467	\$94,641	\$1,065,826	91.8%
0395	Benton Community School Corp	\$3,072,202	\$2,214,297	\$857,905	27.9%
0515	Blackford County Schools	\$4,981,123	\$3,831,995	\$1,149,128	23.1%
0615	Western Boone Co Com Sch Dist	\$1,955,806	\$1,386,402	\$569,404	29.1%
0630	Zionsville Community Schools	\$824,426	\$400,257	\$424,168	51.5%
0665	Lebanon Community School Corp	\$4,341,765	\$3,359,731	\$982,034	22.6%
0670	Brown County School Corporation	\$4,060,201	\$2,960,253	\$1,099,948	27.1%



# Indiana COVID-19 Home Dashboard

Below results are as of 9/5/2023, 11:59 PM. Dashboard updates by 5 p.m. on Wednesdays.

[Return to Landing Page](#)

## 7-Day Average COVID-19 Counts

*(Total Counts in Italics)*

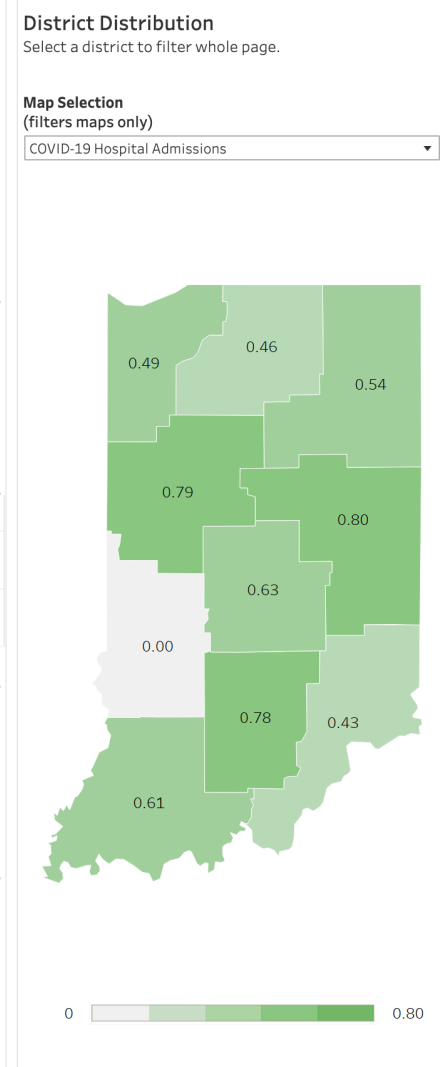
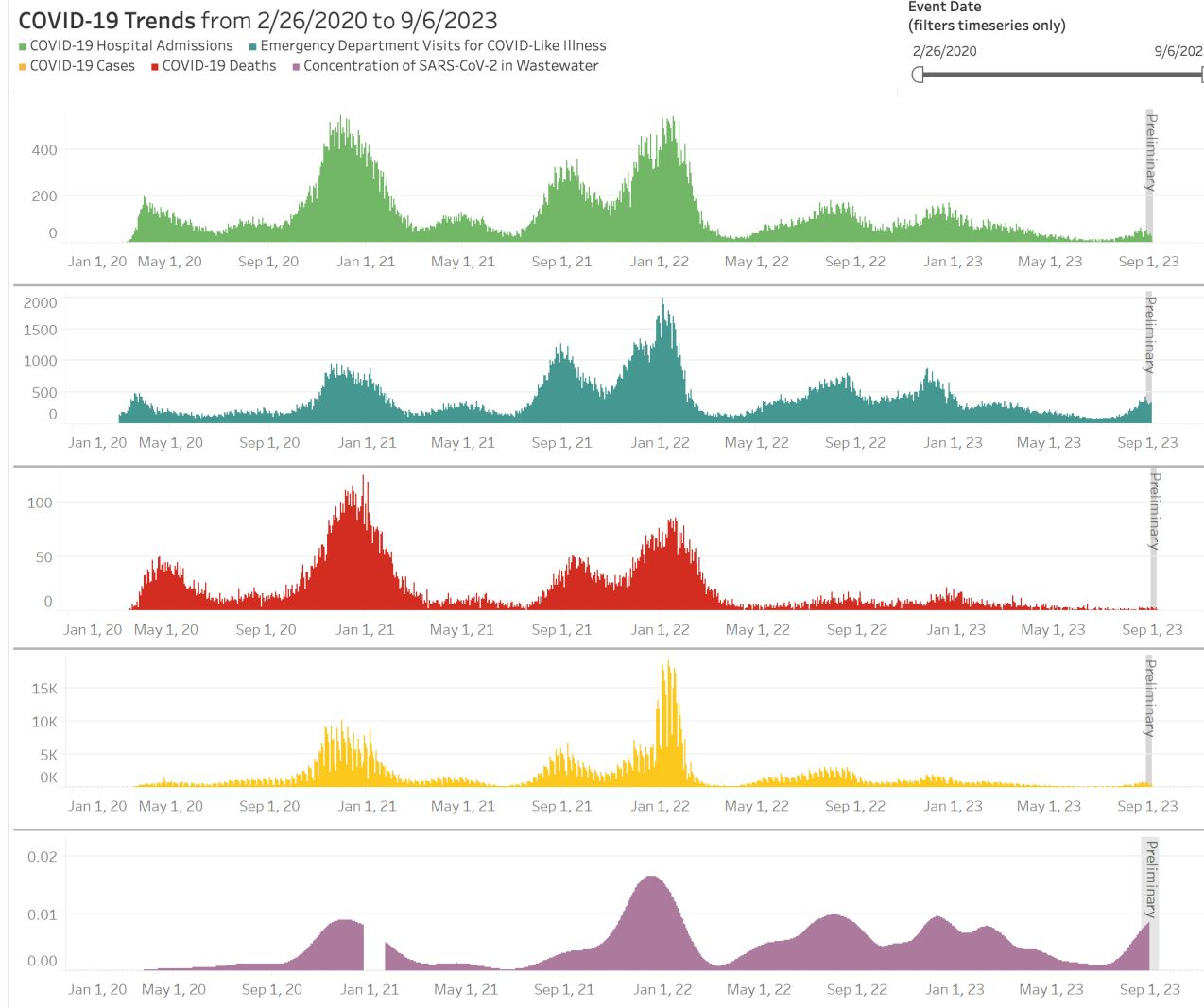
**COVID-19 Hospital Admissions**  
**39 (↓7)**  
*161,884 Total Count*

**Emergency Department Visits for COVID-Like Illness**  
**343 (↑53)**  
*509,473 Total Count*

**COVID-19 Deaths**  
**2 (↑1)**  
*25,407 Total Count*  
*1,250 Probable Deaths*

**COVID-19 Cases**  
**565 (↓3)**  
*2,101,687 Total Count*

**SARS-CoV-2 Wastewater Concentration**  
**0.00785 (↑0.00120)**  
*1,961,962 Total Population Served*



# Unleash the power of your data — **without letting it run wild.**

**ENABLE DATA DISCOVERY, FACILITATE COLLABORATIVE ANALYTICS,  
AND ACHIEVE SECURITY WITH ONE INTUITIVE SOLUTION.**





*Resultant*

*Partners with Purpose*

